

Quadrilaterals

Introduction

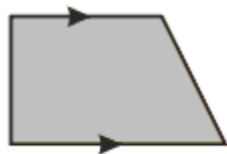
We are familiar with plane figures bounded by straight line segments as sides. They are known as **Polygons**.

Polygon is a word of Greek origin. It means figure with many angles implying many sides.

Squares, rectangles and other four-sided geometric figures formed by the union of four line segments are called **Quadrilaterals**.

Quadrilateral is a four-sided polygon.

Examples of Quadrilaterals



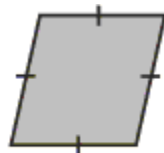
Trapezium



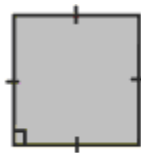
Parallelogram



Rectangle



Rhombus



Square

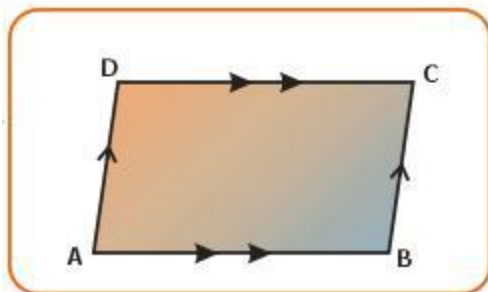
Parallelograms

Parallelogram is a quadrilateral whose opposite sides are parallel and equal.

A rectangle, a rhombus and a square are considered as parallelograms.

A trapezium is quadrilateral with exactly one pair of opposite sides being parallel. Hence, it is not a parallelogram.

Each pair of opposite sides are equal and parallel.



In the diagram,

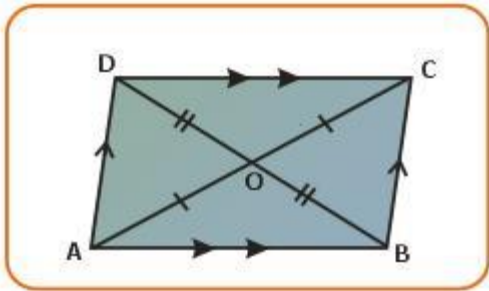
Opposite sides: $AB \parallel DC$ and $AD \parallel BC$

$AB = DC$ and $AD = BC$

- Opposite angles are equal.

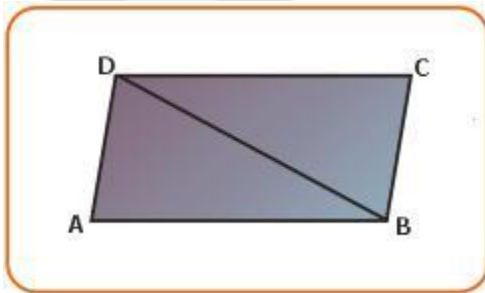
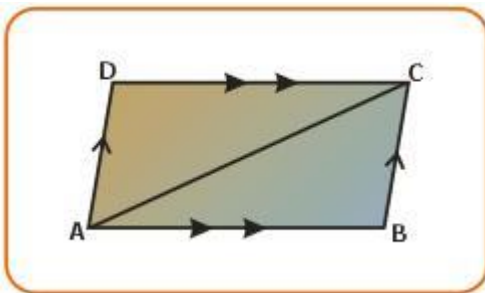
In the diagram, $\hat{A} = \hat{C}$ and $\hat{B} = \hat{D}$

- Diagonals of a parallelogram bisect each other.



In the diagram, $OD = OB$ and $OA = OC$

- Each diagonal divides the parallelogram into two congruent triangles.



In the diagrams, $\triangle ABC \cong \triangle CDA$
 $\triangle ABD \cong \triangle CDB$

fever™

Opposite Sides of a quadrilateral:



Two sides of a quadrilateral, which have no common point, are called opposite sides.

In the diagram, AB and DC is one pair of opposite sides.

AD and BC is the other pair of opposite sides.

Consecutive sides of a quadrilateral:

Two sides of a quadrilateral, which have a common end point, are called consecutive sides. In the diagram,

AB and BC is one pair of consecutive sides.

BC, CD; CD, DA; and DA, AB are the other three pairs of consecutive sides.

Opposite angles of a quadrilateral:

Two angles, which do not include a side in their intersection, are called the opposite angles of a quadrilateral.

In the diagram, \hat{A} and \hat{C} is one pair of opposite angles, \hat{B} and \hat{D} are another pair of opposite angles.

Consecutive angles of a quadrilateral:

Two angles of a quadrilateral, which include a side in their intersection, are called consecutive angles.

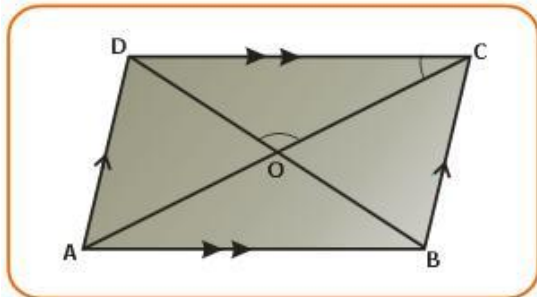
In the diagram, \hat{A} and \hat{B} is one pair of consecutive angles, \hat{B} , \hat{C} ; \hat{C} , \hat{D} ; and \hat{D} , \hat{A} are the other three pairs of consecutive angles.

Theorem 1

Statement:

The diagonals of a parallelogram bisect each other.

If two sides of a triangle are unequal, the longer side has the greater angle opposite to it.



ABCD is a parallelogram in which diagonals AC and BD intersect each other at O.

To prove:

The diagonals AC and BD bisect each other i.e, $AO=OC$ and $BO=DO$.

Proof:

$AB \parallel CD$ (by definition of parallelogram)

AC is a transversal.

$$\therefore \hat{OAB} = \hat{OCD} \text{ ---- (i)}$$

(alternate angles are equal in a parallelogram)

Also $AB=DC$ (opposite sides are equal in a parallelogram)

Now in $\triangle AOB$ and $\triangle COD$,

$AB=DC$ (opposite sides of parallelogram are equal)

$$\hat{OAB} = \hat{OCD} \text{ (proved by (i))}$$

$$\hat{AOB} = \hat{COD} \text{ (Vertically opposite angles are equal)}$$

$\therefore \triangle AOB \cong \triangle COD$ (AAS congruency condition)

$\therefore AO=OC$ and $OB=OD$ (corresponding parts of congruent triangles are congruent)

i.e., the diagonals of a parallelogram bisect each other.

Sufficient Conditions for a Quadrilateral to be a Parallelogram

We can state the defining property of a parallelogram as follows:

"If a quadrilateral is a parallelogram, then its opposite sides are equal".

Converse

"If both pairs of opposite sides of a quadrilateral are equal, then the quadrilateral is a parallelogram".

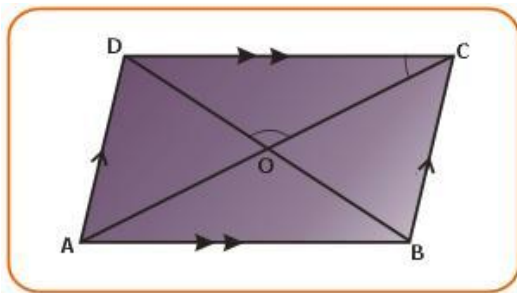
The converse statement stated above is a necessary condition for a quadrilateral to be a parallelogram. Similarly, we may formulate the following two other conditions for a quadrilateral to be a parallelogram.

- "If the diagonals of a quadrilateral bisect each other, the quadrilateral is a parallelogram".
- "If either pair of opposite sides of a quadrilateral are equal and parallel, the quadrilateral is a parallelogram".

Theorem 2

Statement:

If the diagonals of a quadrilateral bisect each other then the quadrilateral is a parallelogram.



Given:

ABCD is a quadrilateral in which diagonals AC and BD intersect at O such that $AO=OC$ and $BO=OD$.

To prove:

ABCD is a parallelogram.

Proof:

In triangles AOB and COD,

AO = CO (given)

BO = OD (given)

$\hat{A}OB = \hat{C}OD$ (Vertically opposite angles are equal)

$\therefore \triangle AOB \cong \triangle COD$ (SAS congruency condition)

$\therefore \hat{O}AB = \hat{O}CD$ (cpct)

Since these are alternate angles made by the transversal AC intersecting AB and CD.

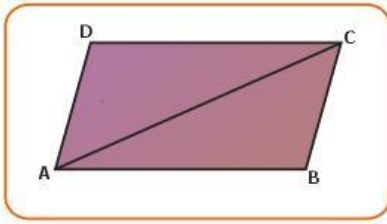
$\therefore AB \parallel CD$

Similarly, $AD \parallel BC$

Hence ABCD is a parallelogram.

Theorem 3**Statement:**

A quadrilateral is a parallelogram if one pair of opposite sides are equal and parallel.

**Given:**

ABCD is a quadrilateral in which $AB \parallel CD$ and $AB = CD$.

To prove:

ABCD is a parallelogram.

Construction:

Join AC.

Proof:

In triangles ABC and ADC,

$AB = CD$ (given)

$\hat{B}AC = \hat{A}CD$ (alternate angles are equal)

$AC = AC$ (common side)

$\therefore \triangle ABC \cong \triangle CDA$ (SAS congruency condition)

$\hat{B}CA = \hat{D}AC$ (corresponding parts of corresponding triangles)

Since these are alternate angles, $AD \parallel BC$.

Thus in the quadrilateral ABCD, $AB \parallel CD$ and $AD \parallel BC$

\therefore ABCD is a parallelogram.

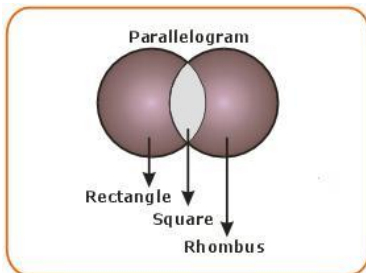
Special Parallelograms

Rectangles, rhombuses and squares belong to the set of parallelograms. Each of these may be defined as follows:

- A square is an equilateral and equiangular parallelogram.

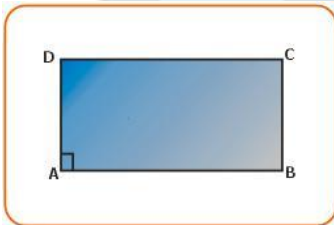
Thus a square is both a rectangle and a rhombus.

The relations among the special parallelograms can be pictorially represented in the figure given below:



Since every rectangle and every rhombus must be a parallelogram, they are shown as subsets of a parallelogram and since a square is both a rectangle and rhombus, it is represented by the overlapping shaded section.

Rectangle



A rectangle is a parallelogram with one of its angles as a right angle.

In the above diagram, let $\hat{A} = 90^\circ$

Since, $AD \parallel BC$, $\hat{A} + \hat{B} = 180^\circ$

(sum of interior angles on the same side of transversal AB)

$$\therefore \hat{B} = 90^\circ$$

$AB \parallel CD$ and $\hat{A} = 90^\circ$ (given)

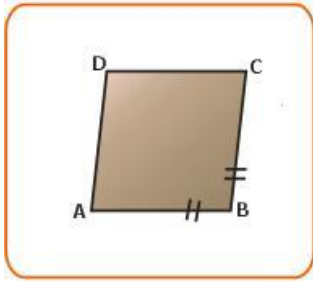
$$\therefore \hat{A} + \hat{D} = 180^\circ$$

$$\therefore \hat{D} = 90^\circ$$

$$\therefore \hat{C} = 90^\circ$$

Corollary: Each of the four angles of a rectangle is a right angle.

Rhombus



A rhombus is a parallelogram with a pair of its consecutive sides equal.

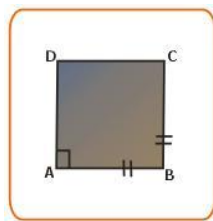
ABCD is a rhombus in which $AB = BC$.

Since a rhombus is a parallelogram, $AB = DC$ and $BC = AD$.

Thus $AB = BC = CD = AD$.

Corollary: All the four sides of a rhombus are equal (congruent).

Square



A square is a rectangle with a pair of its consecutive sides equal.

Since square is a rectangle, each angle of a rectangle is a right angle and $AB = DC$, $BC = CD$.

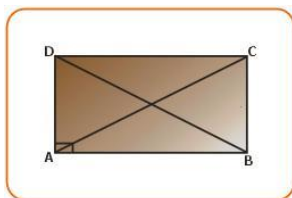
Thus $AB = BC = CD = AD$.

Each of the four angles of a square is a right angle and each of the four sides is of the same length.

Theorem 4

Statement:

The diagonals of a rectangle are equal in length.



Given:

ABCD is a rectangle.

AC and BD are diagonals.

To prove:

$$AC=BD$$

Proof:

$$\text{Let } \hat{A} = 90^\circ \quad (\text{by definition of rectangle})$$

$$\hat{A} + \hat{B} = 180^\circ \quad (\text{consecutive interior angles})$$

$$\hat{A} = \hat{B} = 90^\circ$$

Now in triangles, ABD and ABC,

$$AB=AB \text{ (common side)}$$

$$\hat{A} = \hat{B} = 90^\circ \text{ (each angle is a right angle)}$$

$$AD=BC \text{ (opposite sides of parallelogram)}$$

$$\therefore \triangle ABD \cong \triangle BAC$$

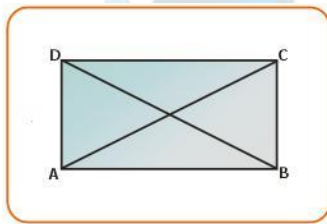
$$\therefore BD=AC \text{ (corresponding parts of corresponding triangles)}$$

Hence the theorem is proved.

Converse of Theorem 4

Statement:

If two diagonals of a parallelogram are equal, it is a rectangle.



Given:

ABCD is a parallelogram in which $AC=BD$.

To prove:

Parallelogram ABCD is a rectangle.

Proof:

In triangles ABC and DCB,

$$AB=DC \text{ (opposite sides of parallelogram)}$$

$$BC=BC \text{ (common side)}$$

$$AC=BD \text{ (given)}$$

$$\therefore \triangle ABC \cong \triangle DCB \quad (\text{SSS congruency condition})$$

$$\therefore \hat{ABC} = \hat{DCB} \text{ (Corresponding parts of corresponding triangles)}$$

But these angles are consecutive interior angles on the same side of transversal BC and $AB \parallel DC$.

$$\therefore \hat{ABC} + \hat{DCB} = 180^\circ$$

But $\hat{A}BC = \hat{D}CB$

$$\therefore \hat{A}BC = \hat{D}CB = 90^\circ$$

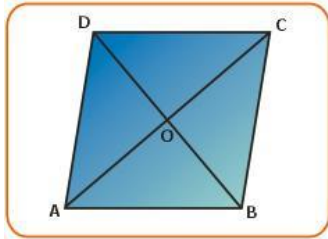
\therefore By definition of rectangle, parallelogram ABCD is a rectangle.

Hence the theorem is proved.

Theorem 5

Statement:

The diagonals of a rhombus are perpendicular to each other.



Given:

ABCD is a rhombus. Diagonal AC and BD intersect at O.

To prove:

AC and BD bisect each other at right angles.

Proof:

A rhombus is a parallelogram such that

$$AB=DC=AD=BC \text{ ---(i)}$$

Also the diagonals of a parallelogram bisect each other.

$$\text{Hence } BO=DO \text{ and } AO=OC \text{ ---(ii)}$$

Now compare triangles AOB and AOD,

$$AB=AD \text{ (from (i) above)}$$

$$BO=DO \text{ (from (ii) above)}$$

$$AO=AO \text{ (common side)}$$

$$\therefore \triangle AOB \cong \triangle AOD \text{ (SSS congruency condition)}$$

$$\therefore \hat{A}OB = \hat{A}OD \text{ (corresponding parts of corresponding parts)}$$

BD is a straight line segment.

$$\therefore \hat{A}OB + \hat{A}OD = 180^\circ$$

$$\text{But } \hat{A}OB = \hat{A}OD \text{ (proved)}$$

$$\hat{A}OB = \hat{A}OD = \frac{180^\circ}{2} = 90^\circ$$

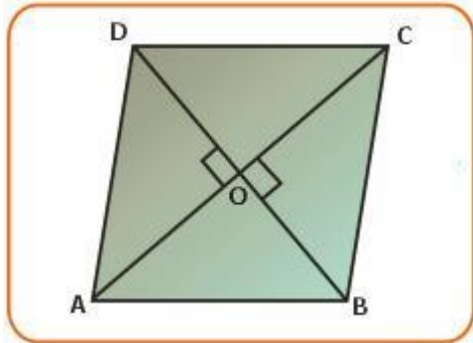
i.e., the diagonals bisect at right angles.

Hence the theorem is proved.

Converse of Theorem 5

Statement:

If the diagonals of a parallelogram are perpendicular then it is a rhombus.



Given:

ABCD is a parallelogram in which AC and BD are perpendicular to each other.

To prove:

ABCD is a rhombus.

Proof:

Let AC and BD intersect at right angles at O.

$$\hat{A}OB = 90^\circ$$

In triangles AOD and COD,

AO=OC (diagonals bisect each other)

OD=OD (common side)

$$\hat{A}OD = \hat{C}OD = 90^\circ \quad (\text{given})$$

$\therefore \triangle AOD \cong \triangle COD$ (SAS congruency condition)

$$AD = DC$$

i.e., the adjacent sides are equal.

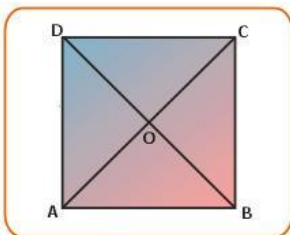
\therefore By definition, ABCD is a rhombus.

Hence the theorem is proved.

Theorem 6

Statement:

The diagonals of a square are equal and perpendicular to each other.



Given:

ABCD is a square.

AC and BD are diagonals intersecting at O.

To prove:

$AC=BD$ and $AC \perp BD$

Proof:

$AB=AD$ (sides of a square are equal)

$AB \parallel DC$ (opposite sides of a square are parallel)

\therefore ABCD is parallelogram with consecutive sides equal.

\therefore ABCD is a rhombus. (by definition)

Since the diagonals of a rhombus are perpendicular to each other, $AC \perp BD$.

\therefore ABCD is a parallelogram.

$AB=AD$ and $\hat{A} = 90^\circ$

\therefore ABCD is a rectangle with a pair of its consecutive sides equal.

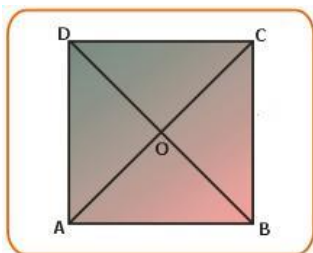
Since the diagonals of a rectangle are equal, $AC=BD$.

\therefore Diagonal $AC=$ Diagonal BD and $AC \perp BD$

Hence the theorem is proved.

Converse of Theorem 6**Statement:**

If in a parallelogram, the diagonals are equal and perpendicular, then it is a square.

**Given:**

ABCD is a parallelogram.

$AC=BD$ and $AC \perp BD$

To prove:

ABCD is a square.

Proof:

Since the diagonals AC and BD are equal,

ABCD is a rectangle ---(i)
 (Diagonal property of rectangle)
 Since the diagonals are perpendicular to each other.
 ABCD is a rhombus.
 $\therefore AB=AD$ ---(ii)
 ABCD is a rectangle. (from i)
 With consecutive sides equal. (from ii)
 \therefore ABCD is a square. (by definition of a square)
 Hence the theorem is proved.

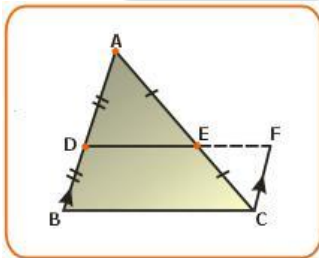
The Mid-point Theorem

Parallel lines and Triangles

So far we have proved various theorems on parallelograms. Let us now apply these theorems to prove a few interesting and useful facts about a triangle.

Statement:

"The line segment joining the mid-points of any two sides of a triangle is parallel to the third side and equal to half of it".



Given:

In ΔABC , $AD=DB$ and $AE=EC$

To prove:

i) $DE \parallel BC$

ii) $DE = \frac{1}{2} BC$

Construction:

Analysis for construction shows **Analysis for construction:** that you have to draw $CF \parallel DE$. Think how you can complete to meet DE produced at F. a parallelogram with DB and BC as consecutive sides. You will find the need to draw $CF \parallel DB$.

Proof:

In triangles, ADE and CEF,
 $AE=EC$ (given)

$\hat{AED} = \hat{CEF}$ (vertically opposite angles)
 $\hat{DAE} = \hat{ECF}$ (alternate angles, $AD \parallel CF$ by construction)
 $\therefore \triangle ADE \cong \triangle CFE$ (ASA congruency condition)

$\therefore AD=CF$ and $DE=EF$ (corresponding parts of corresponding triangles)

But $AD=DB$ (given)

$\therefore DB=CF$ ----(i)

(AD is equal to both DB and CF)

In quadrilateral DBCF,

$DB=CF$ and $DB \parallel CF$

\therefore DBCF is a parallelogram. (By definition of parallelogram)

$\therefore DF=BC$

(opposite sides of a parallelogram are equal)

and $DF \parallel BC$ ----(ii)

But $DE = EF$ (proved above)

And $DF=DE+EF$

$=2 DE$

and $DF=BC$ (from (ii))

$\therefore BC=2 DE$

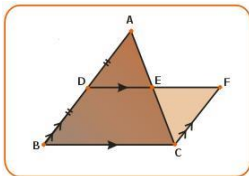
or $DE = \frac{1}{2} BC$

Hence the theorem is proved.

Converse of Mid-point Theorem

Statement:

A straight line drawn through the mid-point of one side and parallel to another side of a triangle bisects the third side.



Given:

$\triangle ABC$ in which D is the mid-point of AB and $DE \parallel BC$.

To prove:

E is the mid-point of AC. i.e., to prove $AE=EC$.

Construction:

Since $DE \parallel BC$, you can complete a parallelogram with DB and BC as consecutive sides.

Hence draw $EF \parallel BD$ to meet DE produced at F.

Proof:

In quadrilateral DBCF,

$DB \parallel CF$ (by construction)

$DF \parallel BC$ (given)

\therefore DBCF is a parallelogram.

$\therefore DB = CF$ ----(i) (opposite sides of a parallelogram)

But $DB = AD$ ----(ii) (given)

From (i) and (ii), $AD = CF$

Now compare triangles, AED and CEF,

$AD = CF$

$\hat{A}ED = \hat{E}CF$ (vertically opposite angles)

$\hat{D}AE = \hat{E}CF$ (alternate angles, $AD \parallel CF$)

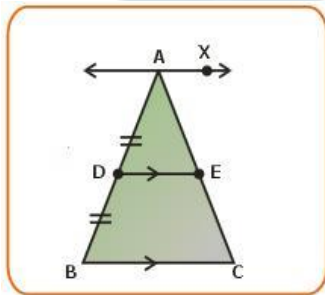
$\therefore \triangle AED = \triangle CEF$ (ASA congruency condition)

$AE = EC$ (CPCT)

That is E is the midpoint of AC.

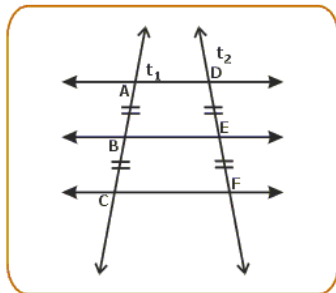
Hence the theorem is proved.

Recall the above **theorem** and apply it to the diagram given.



In the diagram if D is the mid-point of AB and DE is drawn parallel to BC, then E Will be the midpoint of AC i.e., $AE = EC$.

Now if AX is drawn parallel to BC, then also $AE = EC$ if $AD = DB$.



Now draw three parallel lines AB, CD, EF as shown in the figure.

Draw a transversal t_1 such that $AB = BC$.

Now draw another transversal t_2 .

Measure DE and EF. You will find that $DE = EF$ and $AB = BC$.

In the diagram, AD, BE and CF are three parallel lines.

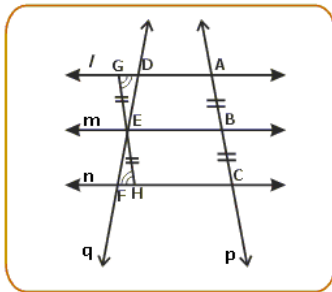
AB and BC are equal intercepts made on t_1 .

If any transversal is drawn, the intercepts made on it will also be equal.

The Intercept Theorem

Statement:

If there are three or more parallel lines and the intercepts made by them on one transversal are equal, the corresponding intercepts of any transversal are also equal.



Given:

$l \parallel m \parallel n$

P is a transversal intersecting l, m and n at A, B and C respectively such that $AB = BC$.

Q is another transversal drawn to cut l, m and n at D, E and F respectively. DE and EF are the intercepts made on q.

To prove:

$DE = EF$

Construction:

Draw a line through E parallel to p intersecting l in G, n in H respectively.

Proof:

$AG \parallel BE$ (given)

$GE \parallel AB$ (by construction)

\therefore AGEB is a parallelogram

$\therefore GE = AB$ ----(i) (opposite sides of parallelogram)

Similarly BEHC is a parallelogram.

$\therefore EH = BC$ ----(ii) (opposite sides of parallelogram)

But $AB = BC$ (given)

From (i) and (ii), $GE=EH$

Now compare triangles GED and EFH ,

$GE=EH$ (proved)

$\hat{G}ED = \hat{F}EH$ (vertically opposite angles)

$\hat{D}GE = \hat{F}HE$ (alternate angles, $GD \parallel FH$)

$\therefore \triangle GED \cong \triangle HEF$ (ASA congruency condition)

$\therefore DE=EF$ (corresponding parts of corresponding triangles)

Hence the theorem is proved.

